



Columbia Borough Fire department
Rescue 80





Rescue 80

- 2019 Pierce Enforcer Heavy-Duty Rescue Pumper
- Image #1 – Front
- Image #2 – Driver's Side
- Image #3 – Passenger's Side
- Image #4 – Rear





Front/Bumper

1. 5" Fire Hose (25' in Length)
2. 1.75" Fire Hose with Gated "Y" and Combination Nozzle (200' in Length)
3. 1.75" Fire Hose with Gated "Y" and Combination Nozzle (150' in Length)





Driver's Side

Compartment Closest to Driver's Door

1. BC Fire Extinguisher
2. Bolt Cutters
3. Marriage Set (Halligan Bar & Flat Head Axe)



Driver's Side

Cross Lays

1. 6' New York Hook
2. 1.75" Fire Yellow Hose with Combination Nozzle (200' in Length) Access Driver's Side
3. 1.75" Orange Hose with Combination Nozzle (200' in Length) Access Passenger's Side
4. 2.5" Blue Hose with Smooth Bore (200' in Length) Access Passenger's Side





Driver's Side

To the Right of the Engine Slide #1

1. Hydrant Wrench & Hydrant Spanners
2. Rubber Hammer
3. Various Hose Fittings, Hand Light, Gated "Y"
4. Foam Hookups
5. (2) Positive / Negative Pressure Fan (Can be Either Depending on Setting)
6. Portable / Battery Powered Lights (2) & Spare Batteries





Driver's Side

To the Right of the Engine Slide #2

7. Step Gun
8. Lockout-Tagout Kit
9. Little Giant Step Ladder



Driver's Side

Compartments Above Wheel Slide #1



1. Driver's Self-Contained Breathing Apparatus (SCBA)
2. Spare Air Cylinder
3. Diesel Fill Cap
4. Ultra Low Sulfur Diesel Fuel (ULSD) Fill Cap
5. Come-A-Long
6. Come-A-Long



Driver's Side


Compartments Above Wheel Slide #2

7. 20 Ton Bottle Jacks (2)
8. 12 Ton Bottle Jacks (2)
9. 4 Ton Bottle Jacks (2)
10. 20' 3/8 Chain
11. 10' 3/8 Chain (3)
12. 6' 3/8 Chain (4)
13. Radial Disc Saw & (2) Chainsaws
14. Chain Saw Tools



Driver's Side

Closest Compartment to the Rear Slide #1




1. Flat Shovels (2) & Spades (2)
2. Spares Batteries for Power Tools
3. Brooms (2) & Large Bolt Cutters
4. Oil Dry Container
5. 6x6 Cribbing (6)
6. 4x4 Cribbing (20)
7. 2x4 Cribbing (18)
8. Step Cribbing (4) and 4x4s & 2x4s



Driver's Side

Closest Compartment to the Rear Slide #2



9. Additional Cribbing (Small Container)
10. Crash Bag with Wooden Wedges and Baking Soda Container
11. Wrenches & Screw Drivers
12. Brass Tools & Tape Measures
13. Wrenches & Sockets
14. Pliers & Sockets
15. Pipe Wrenches & Hacksaws
16. Hammers, Pry Bars, & Battery Powered Tools





Rear

Slide #1

1. 1.75" Green Fire Hose with Smooth Bore Nozzle (300' in Length)
2. 1.75" Purple Fire Hose with Combination Nozzle (200' in Length)
3. 5" Red/Yellow Fire Hose "Dead Load" (~600' in Length)
4. 3" Red Fire Hose "Dead Load" (600' in Length)
5. 10' Hard Suction Sleeves (2)
6. Stokes Basket





Rear

Slide #2

7. (2) 6' New York Hooks
8. 14' Roof Ladder (Top) & 24' Extension Ladder (Bottom)
9. Compartment Containing Spare 1.75" Hose, Hydrant Spanners, Utility Ropes, & Hydrant Connection
10. Portable Winch & Chains
11. RIT Bag





Passenger's Side

Closest Compartment to the Rear Slide #1

1. Tow Rope
2. Hurst Brake Pedal Cutter
3. Tow Rope
4. Floor Jack
5. Porta Power
6. Step Cribbing (4)
7. Crash Bag (Includes Valve Stem Air Release Tools)
8. Crate of wooden wedges





Passenger's Side

Closest Compartment to the Rear Slide #2

9. 2x4 Step Cribbing (18)
10. 4x4 Step Cribbing (25)
11. 6x6 Step Cribbing (6)
12. Large Junkyard Struts (2)
13. Big Easy
14. Small Rescue Struts (2)
15. High Jacks (4)



Passenger's Side

Small Curved Compartments Above Wheel




1. Spare Air Cylinders (3)
2. Spare Air Cylinders (3)

Passenger's Side


Compartment Above Wheel Slide #1

1. Small High-Pressure Air Bags (4)
2. Large High-Pressure Air Bags (2)
3. Air Bag Hookups and Accessories
4. Red Air Hose
5. Green Air Hose
6. Air Chisel
7. Various Air Tools



Passenger's Side

Compartment Above Wheel Slide #2



8. 500-Watt Quartz Lights
9. Electrical Adapters
10. Extension Cords
11. (2) Electric Sawzalls
12. Variable Speed Band Saw
13. Dremel Tool and Angle Grinder





Passenger's Side

Compartment to the Right of Wheels Slide #1

1. Power switches for Hydraulic System
2. Ram Support
3. Caution Tape
4. Chain and Shackle Kit
5. eDRAULICS DC Power Supply Kit
6. Spare Hydraulic Hose Roll
7. Spare Hydraulic Hose Roll
8. Hydraulic Generator






Passenger's Side

Compartment to the Right of Wheels Slide #2

- 9. Battery Powered Spreader
- 10. Battery Powered Sawzall (Metal Cutting Blade)
- 11. Battery Powered Sawzall
- 12. Sawzall Blades
- 13. Large Ram
- 14. Small Ram





Passenger's Side

Compartment to the Right of Wheels Slide #3

15. Spare Hurst Battery
16. (2) Spare Sawzall Batteries
17. Duct Tape & Rags
18. Hydraulic Spreader
19. Hydraulic Cutter
20. Hydraulic Spreader
21. Hydraulic Cutter
22. Hydraulic Reel Rewind Switches





Passenger's Side

Cross Lays

1. 6' New York Hook
2. 1.75" Fire Yellow Hose with Combination Nozzle (200' in Length) Access Driver's Side
3. 1.75" Orange Hose with Combination Nozzle (200' in Length) Access Passenger's Side
4. 2.5" Blue Hose with Combination Nozzle (200' in Length) Access Passenger's Side
5. Retractable Electric Cord Reel with Junction Box



Passenger's Side

Compartment Closest to Passenger Door

1. Metal Fire Extinguisher (Type D)
2. Duck Bill Lock Breaker
3. Sledgehammer





Inside Cab

Diver's Side

1. Flashlights (2)
2. Pressurized Water Extinguisher
3. New York Hook
4. ABC Fire Extinguisher




Inside Cab

Center Compartment



1. (2) Gas Meters
2. Vests
3. Spare Respirator Equipment
4. Traffic Cones Below Seats (Not Shown in Picture)





Inside Cab


Passenger's Side

1. Flashlights (2)
2. Pick Headed Axe
3. Marriage Set (Halligan Bar & Flat Head Axe)
4. Leather Kit containing "K" Tool and "A" Tool
5. Rabbit Tool (Not Shown in Picture)



Top

Driver's Side – Closest to Rear




1. Oil Dry Fill
2. Absorbent Pads
3. Absorbent Booms




Top

Driver's Side – Closest to Front



1. Absorbent Booms
2. Dike Plugs & Baking Soda
3. Box Suits & Boots
4. Box Suits & Boots
5. Combination Nozzle & Strainer



Top

Passenger's Side – Closest to Front

1. Ropes & Rigging Equipment



Top

Passenger's Side – Closest to Rear



1. Ropes & Rigging Equipment